



GGO Battery Additive

Technical Data Sheet

NMP



Technical Data Sheet

GGO Battery Additive, NMP

Concentration of GGO in NMP [wt%]	2.0
Oxygen content [%]	22.7 ± 0.6
C/O-ratio	3.4
Average flake thickness [nm]	4.8 ± 2.6
Average flake lateral size [μm]	0.86 ± 0.5

Table 1. The characteristics of the GGO Battery Additive.

Danish Graphene's GGO Battery Additive is produced with a proprietary electrochemical method. The aqueous paste offers extreme user-friendliness and can be used as a simple drop-in solution making it effortless to integrate in electrode slurries.

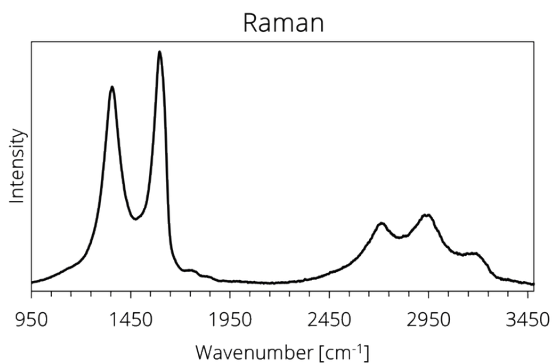


Figure 1. A Raman Microscope equipped with a 150 mW 514 nm laser was operated at an intensity of 25 mW and using a 100-time magnification lens. The above spectrum is an average of 100 spectra acquired using a 5 s acquisition time from 918 to 3482 cm⁻¹.

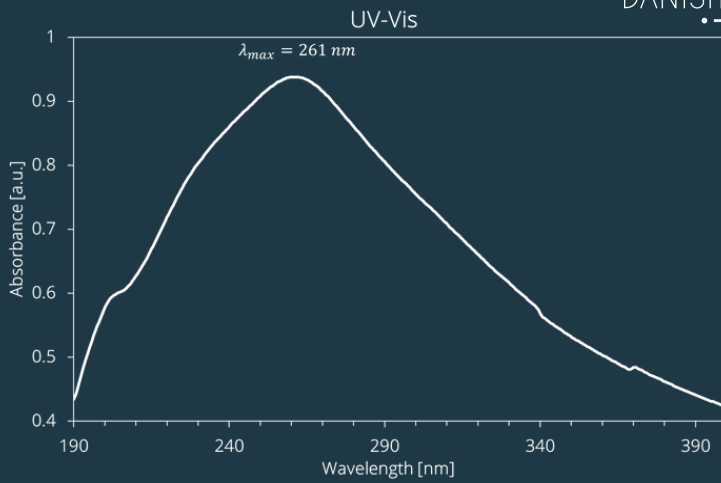


Figure 2. UV-Vis spectrum was obtained in a quartz cuvette using a LLG-uniSPEC 1 UV/VIS Spectrometer.

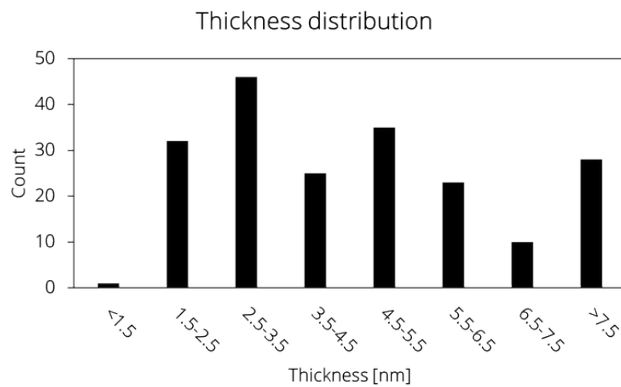


Figure 3. Thickness distribution reported for 200 graphene flakes.

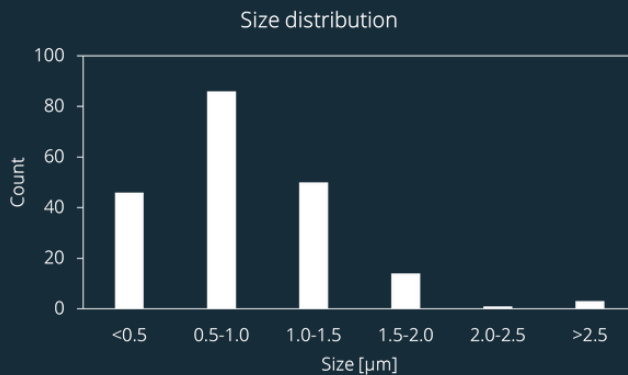


Figure 4. Particle size distribution reported for 200 graphene flakes.

